



LOUISIANA BOARD OF REGENTS

2004-2005 INSTITUTIONAL REPORT FOR THE PREPARATION OF TEACHERS

GRAMBLING STATE UNIVERSITY

Message from the Commissioner:

This annual institutional report is part of a comprehensive, cooperative effort by Louisiana's entire education community – postsecondary education and elementary and secondary stakeholders alike - to ensure that Louisiana's public and private teacher education programs are of the highest quality, and to keep Louisiana's citizens informed about this critically-important enterprise. In 2002, the first year of our accountability program, student passage rates on the teacher certification examination (PRAXIS) were the sole criteria. In 2003 the formula was expanded to make the scores even more indicative of program quality. Scores are calculated using a weighted formula that takes into account each institution's regular and alternate certification completer rate (with extra points for completers who meet definitions for identified shortage areas), the PRAXIS examination passage rate, and the score on a survey measuring completer satisfaction. Our goal with this reporting system is to help ensure that Louisiana's colleges and universities are producing qualified, effective, caring teachers for all of our students.

E. Joseph Savoie
Commissioner of Higher Education

Mission of University

Founded in 1901 as a private industrial school to educate African American citizens of north central Louisiana, Grambling State University, a constituent institution in the University of Louisiana System, is now a comprehensive university offering undergraduate, graduate, professional, and continuing education programs. All programs are designed to meet the educational needs of a clientele that is primarily statewide and secondarily national and international. Grambling State University assumes in a unique way the role of a public university. It strives:

- to provide equal access to higher education for all applicants regardless of race, color, sex, national origin, age, religion, disability, and veteran status;
- to provide opportunities for students to develop intellectually, to acquire appropriate job skills and to achieve self-actualization through instruction, research, public service, and special programs which seek to meet the needs of all students, including those who have been adversely affected by educational, social, and economic deprivation;

- to generate new knowledge through pure and applied research related to curricular emphases in business, science and technology, nursing, social work, liberal arts, and education;
- to render service to the community and to the citizenry of Louisiana, dedicated to raising the standard of living and enhancing the quality of life through economic development, entrepreneurial activities and life-long learning;
- to expose students to opportunities that enhance their potential for appreciation of diverse cultures;
- to provide opportunities for students to utilize information technologies in preparation for participation in a global society; and
- to serve as a repository for preserving the heritage of people of African American descent.

Grambling State University endeavors to achieve excellence in higher education through teaching, research and service governed by the principles of academic freedom. The University believes that education is the cornerstone of an enlightened, creative and productive society. It strives to be true to its motto: "Grambling State University is the place where everybody is somebody."

Student Characteristics of University

During Fall 2003, the university had a total enrollment of 4175 undergraduate and 498 graduate students. A total of 1937 students were males and 2736 were females. The majority of the students were from Louisiana with a total of 2994 in-state students, 1679 out-of-state students, and 66 foreign students. Among students enrolled in the undergraduate program, 3954 were black, 99 were white, and 122 were other races. Among students enrolled in the graduate program, 432 were black, 54 were white, and 12 were other races.

Accreditation and Approval of Teacher Preparation Program

The university is accredited by the Commission on Colleges of the Southern Association of Colleges and Schools (SACS). In addition, the university is accredited by the National Council for the Accreditation of Teacher Education (NCATE). All of the university's teacher preparation programs are approved by the Board of Regents, and Board of Elementary and Secondary Education.

Notable Features and Accomplishments of Teacher Preparation Program (Cont'd)

- Continuation of accreditation by NCATE.
- Only Doctoral Program in Developmental Education in the country.
- One of three institutions in a consortium preparing Educational Leaders and Curriculum Specialists (Grambling State University, University of Louisiana at Monroe, and Louisiana Tech University).
- Research and scholarly endeavors by faculty in the areas of Classroom Management, Cultural Diversity, Literacy Across the Curriculum, and PRAXIS Preparation.
- Partnerships with K-12 school districts and systems inclusive of work with Grambling State University's Professional Development School in Shreveport: Mooretown; GSU K-12 Laboratory Schools.
- Alma J. Brown Elementary Laboratory School: No Child Left Behind Blue Ribbon School Award.
- Alma J. Brown Elementary Laboratory School: Louisiana Association of Business & Industry Award Top 10 Most Improved Schools in Louisiana.
- Alma J. Brown Elementary Laboratory School: Robert Chauncey Wiley – Lincoln Parish (Elementary) Student of the Year.
- Alma J. Brown Elementary Laboratory School: Lincoln Parish Library GOAL Award – (2nd Graders).
- SACS continuing Accreditation.
- Omega Psi Phi Pi Tau Chapter Scholarship Award.
- The Earl Lester Cole Honors College Award of Excellence.
- Board of Elementary & Secondary Education Exemplary Academic Growth Award.
- Board of Elementary & Secondary Education Certificate of Recognition.
- Lincoln Parish School Board Exemplary Academic Growth Award.

Teacher Preparation Program Data

- | | |
|---|-----|
| 1. Total number of students formally admitted to the regular teacher preparation program and enrolled in one or more courses during academic year 2003-2004 including all areas of teaching specialization. | 544 |
| 2. Total number of students enrolled in the regular teacher preparation program and alternate certification program including all areas of teaching specialization who participated in programs of supervised student teaching or supervised internships during Summer 2003, Fall 2003, and/or Spring 2004. | 45 |
| 3. Supervising faculty for supervised student teaching and internship experiences. | |
| a. Number of appointed full time faculty in professional education. | 16 |
| b. Number of appointed part-time faculty in professional education who supervised student teaching/internship experiences during Summer 2003, Fall 2003, and Spring 2004. | 0 |
| c. Number of appointed part-time faculty in professional education, not otherwise employed by the institution, who supervised student teaching/internship experiences during Summer 2003, Fall 2003, and Spring 2004. | 0 |
| d. Total number of supervising faculty for the teacher preparation program during 2003-2004. | 16 |
| 4. Student/faculty ratio for student teaching and internship experiences. | 2:1 |
| 5. Student participation in student teaching. | |
| a. Average number of hours per week required of student participation in supervised student teaching during academic year 2003-2004. | 35 |
| b. Total number of weeks per semester of supervised student teaching required for student teaching during academic year 2003-2004. | 16 |
| c. Total number of hours required during academic year 2003-2004 for student teaching. | 425 |

LOUISIANA BOARD OF REGENTS
2004-2005 TEACHER PREPARATION ACCOUNTABILITY SYSTEM

Grambling State University

In compliance with the Higher Education Act of 1998, Louisiana created a Teacher Preparation Accountability System to assess the performance of teacher preparation programs within the State. During the first phase (2001-2002) of the accountability system, the performance of the regular and alternate certification students on the state teachers' examination (PRAXIS) was assessed. During the second phase (2002-2004), the quantity of program completers at each institution and the performance of each institution (e.g., performance of regular and alternate certification students on the state teachers' examination (PRAXIS) and ratings by teachers of their satisfaction with their teacher preparation programs) are being assessed. In the future, additional factors will be assessed to examine such areas as: ratings of programs by first year teachers' mentors; retention of teachers after three years of teaching; and university-district partnerships. The purpose of this accountability system is to clearly demonstrate to the public that all universities and colleges in the State are working diligently to produce quality teachers who work effectively with PK-12 students.

I. INSTITUTIONAL PERFORMANCE INDEX

**A. Grade Performance of 2003-2004 Regular and Alternate Certification Program Completers on Certification Index
(Percentage of students who passed the PRAXIS examination)**

Grade: A+

PRAXIS Passage Rate: 100%

Scaled Score: 136

The 2003-2004 PRAXIS passage rate has changed by 0% from the 2001-2002 rate of 100% and 0% from the 2002-2003 rate of 100%.

The following scale was used to determine passage rate grades:

A+ = 98%-100% Passage Rate

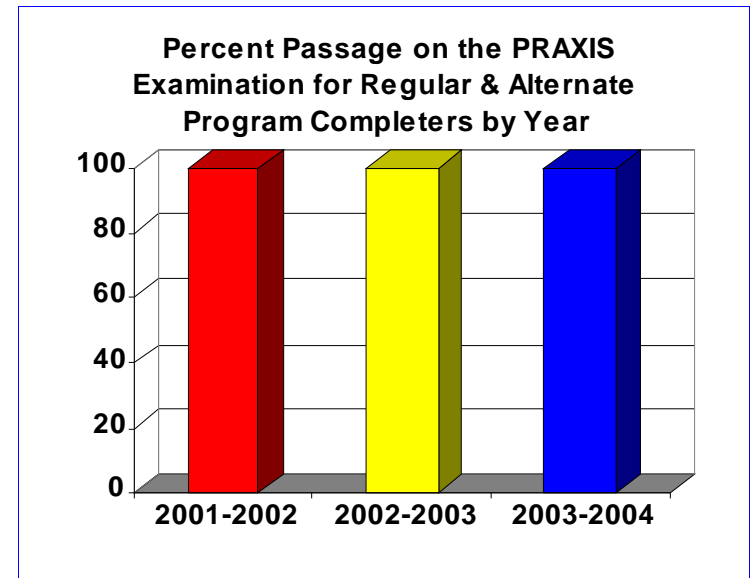
A = 92%-97% Passage Rate

B = 86%-91% Passage Rate

C = 80%-85% Passage Rate

Below C = below 80% Passage Rate

See Appendix A for a breakdown of scores.



I. INSTITUTIONAL PERFORMANCE INDEX (continued)

B. Grade for Ratings of 2002-2003 Program Completers on Graduate Satisfaction Survey

Grade: A

Mean Score of Survey Respondents: 118.25 over 2 years

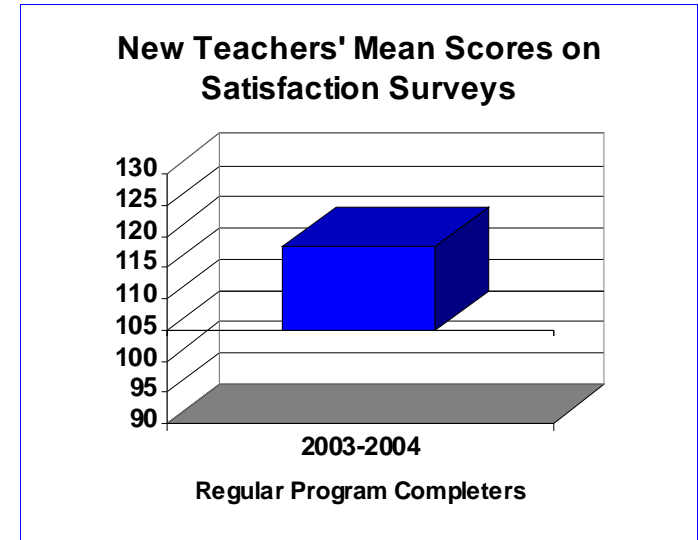
Total Number of Survey Respondents: 19

Respondents' Scaled Score: 104

The following scale was used to determine grades for mean responses on surveys:

- A+ = 128 & above
- A = 117.0 – 127.9
- B = 107.0 – 116.9
- C = 93.0 – 106.9
- Below C = below 93.0

See Appendix B for a breakdown of scores.



II. QUANTITY INDEX

Grade for Quantity Score

Grade: A+

Quantity Score: 71.5

Baseline Score: 45

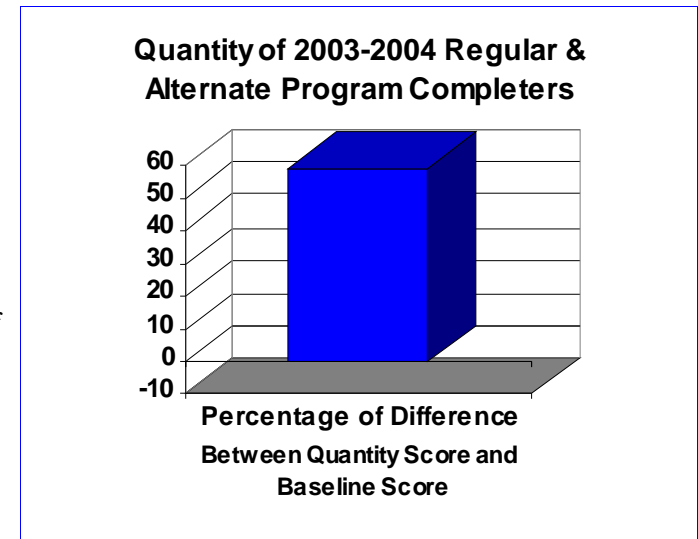
Percent Difference from Baseline: 58.89%

Scaled Score: 140

The following scale was used to determine quantity grades based upon percentage of difference between the 2002-2003 Quantity Score and Baseline Score:

- A+ = +15% and above
- A = +5% to +14% difference
- B = -3% to +4% difference
- C = -4% to -15% difference
- Below C = -16% and greater difference

See Appendix C for a breakdown of scores.



III. TEACHER PREPARATION PERFORMANCE SCORE AND LABEL

A. Teacher Preparation Performance Score	=	$(\text{Institutional Performance Index} + \text{Quantity Index}) \div 2$
	=	$\{([\text{Certification Scaled Score} \times .875] + [\text{Graduate Satisfaction Scaled Score} \times .125]) + \text{Quantity Scaled Score}\} \div 2$
	=	$\{([136 \times .875] + [104 \times .125]) + 140\} \div 2$
	=	$(132 + 140) \div 2$
	=	$272 \div 2$
	=	136

Note: The Graduate Satisfaction Survey has been given a weight of .125 instead of .25 due to the fact that only the regular program completers' data were used. Future accountability cycles will use surveys administered to both regular and alternate program completers.

B. Teacher Preparation Performance Label	=	Exemplary
The following scale was used to assign the label:		
Exemplary Teacher Preparation Program	=	Teacher Preparation Performance Score of 125.0 and above
High Performing Teacher Preparation Program	=	Teacher Preparation Performance Score of 100.0 – 124.9
Satisfactory Teacher Preparation Program	=	Teacher Preparation Performance Score of 80.0 – 99.9
At-Risk Teacher Preparation Program	=	Teacher Preparation Performance Score of 50.0 – 79.9
Low Performing Teacher Preparation Program	=	Teacher Preparation Performance Score of 0 – 49.9

APPENDIX A

GRAMBLING STATE UNIVERSITY

PRAXIS EXAMINATION PASSAGE RATE REPORTS FOR INDIVIDUAL SUBTESTS 2003-2004 PROGRAM COMPLETERS

TYPES OF COMPLETERS	NUMBER PASSED	TOTAL NUMBER	PERCENTAGE PASSED
2003-2004 Regular Program Completers	22	22	100%
2003-2004 Alternate Program Completers	9	9	100%
Total	31	31	100%

Passage Rate Reports are not prepared for program completers from individual campuses who have completed all university course requirements for alternate certification, passed all PRAXIS examinations for certification, and completed three years of successful teaching in place of student teaching/internships. The numbers of alternate certification program completers who fit this category are listed in Appendix C. All have passed 100% of the PRAXIS examinations.



**HEA - Title II
2003-2004 Academic Year
Regular Program
Completers
Passage Rate Report**

Institution Name	GRAMBLING STATE UNIVERSITY
Institution Code	6250
State	Louisiana
Number of Program Completers Submitted	22

<i>Type of Assessment</i>	<i>Assessment Code Number</i>	<i>Number Taking Assessment</i>	<i>Number Passing Assessment</i>	<i>Institutional Pass Rate</i>	Statewide		
					<i>Number Taking Assessment</i>	<i>Number Passing Assessment</i>	<i>Statewide Pass Rate</i>
Basic Skills							
COMMUNICATION SKILLS	500				4		
GENERAL KNOWLEDGE	510				5		
PPST READING	710	2			97	97	100%
CBT READING	711	10	10	100%	605	605	100%
PPST WRITING	720	5			96	96	100%
CBT WRITING	721	8			601	601	100%
PPST MATHEMATICS	730	1			85	85	100%
CBT MATHEMATICS	731	11	11	100%	585	585	100%
COMPUTERIZED PPST READING	5710	1			485	485	100%
COMPUTERIZED PPST WRITING	5720	1			490	490	100%
COMPUTERIZED PPST MATHEMATICS	5730	2			513	513	100%
Professional Knowledge							
PROFESSIONAL KNOWLEDGE	520				4		
PRINCIPLES LEARNING & TEACHING K-6	522	16	16	100%	1070	1062	99%
PRINCIPLES LEARNING & TEACHING 5-9	523				5		
PRINCIPLES LEARNING & TEACHING 7-12	524	6			453	449	99%
Academic Content Areas							
ELEMENTARY EDUCATION	010				1		
ELEM ED CURR INSTRUC ASSESSMENT	011	2			135	131	97%
ELEM ED CONTENT AREA EXERCISES	012	2			136	135	99%



**HEA - Title II
2003-2004 Academic Year
Regular Program
Completers
Passage Rate Report**

Institution Name	GRAMBLING STATE UNIVERSITY
Institution Code	6250
State	Louisiana
Number of Program Completers Submitted	22

<i>Type of Assessment</i>	<i>Assessment Code Number</i>	<i>Number Taking Assessment</i>	<i>Number Passing Assessment</i>	<i>Institutional Pass Rate</i>	Statewide		
					<i>Number Taking Assessment</i>	<i>Number Passing Assessment</i>	<i>Statewide Pass Rate</i>
Academic Content Areas							
ELEMENTARY ED CONTENT KNOWLEDGE	014	11	11	100%	780	773	99%
EARLY CHILDHOOD EDUCATION	020	1			86	86	100%
BIOLOGY AND GENERAL SCIENCE	030	1			29	29	100%
ENG LANG LIT COMP CONTENT KNOWLEDGE	041				87	87	100%
ENG LANG LIT COMP PEDAGOGY	043				87	87	100%
MATHEMATICS	060				21	21	100%
MATHEMATICS CONTENT KNOWLEDGE	061	1			2		
CHEM PHYSICS AND GENERAL SCIENCE	070				5		
SOCIAL STUDIES	080				1		
SOCIAL STUDIES: CONTENT KNOWLEDGE	081	1			96	94	98%
SOCIAL STUDIES: INTERPRET MATERIALS	083	1			96	96	100%
PHYSICAL EDUCATION	090	1			58	58	100%
PHY EDUCATION: CONTENT KNOWLEDGE	091				2		
BUSINESS EDUCATION	100				9		
MUSIC EDUCATION	110				28	28	100%
MUSIC CONTENT KNOWLEDGE	113	1			4		
FAMILY AND CONSUMER SCIENCES	120				7		
MIDDLE SCHOOL SUBJECTS: CK	146				1		
FRENCH	170				1		



**HEA - Title II
2003-2004 Academic Year
Regular Program
Completers
Passage Rate Report**

Institution Name	GRAMBLING STATE UNIVERSITY
Institution Code	6975
State	Louisiana
Number of Program Completers Submitted	22

<i>Type of Assessment</i>	<i>Number Taking Assessment</i>	<i>Number Passing Assessment</i>	<i>Institutional Pass Rate</i>	Statewide		
				<i>Number Taking Assessment</i>	<i>Number Passing Assessment</i>	<i>Statewide Pass Rate</i>
Aggregate - Basic Skills	17	17	100%	1203	1203	100%
Aggregate - Professional Knowledge	22	22	100%	1532	1520	99%
Aggregate - Academic Content Areas (Math, English, Biology, etc.)				1364	1350	99%
Aggregate - Other Content Areas (Career/Technical Education, Health Educations, etc.)	19	19	100%			
Aggregate - Teaching Special Populations (Special Education, ELS, etc.)						
Aggregate - Performance Assessments						
Summary Totals and Pass Rates	22	22	100%	1542	1521	99%

APPENDIX B

GRAMBLING STATE UNIVERSITY

TEACHER PREPARATION PROGRAM ACCOUNTABILITY SURVEY

***HEA - Title II
2003-2004 Academic Year
Alternate Certification Program Completers
Passage Rate Reports have not yet
been provided to states by
the Educational Testing Service.***

Planning					
1. Specify learning objectives in terms of clear, concise student outcomes.	3.63	0	0	7	12
2. Plan a series of activities that help my students achieve those objectives.	3.58	0	0	8	11
3. Successfully identify individual student differences in the context of a whole class.	3.21	0	2	11	6
4. Implement accommodations for individual student differences.	3.16	0	2	12	5
Instruction					

* As written, the survey contains 35 items. Technical difficulties with administration caused items 14 and 35 not to be administered in 2002-2003, and item 35 not to be administered in 2003-2004. The final score represents an adjustment to the mean scores to represent their equivalent out of 35 items. This was necessary in order to convert the survey scores to scaled scores and to merge scores for the two years of data reported for the accountability system.

5. Consistently stimulate and encourage higher order thinking at the appropriate developmental levels.	3.31	0	1	11	7
6. Identify a variety of lesson materials, in addition to traditional classroom materials.	3.42	0	0	11	8
7. Integrate a variety of materials to achieve lesson objectives.	3.37	0	0	12	7
8. Change or adjust a lesson to respond to my students' outcomes.	3.63	0	0	7	12
9. Use both short-term and long-term evaluation methods to measure my student outcomes.	3.1	0	1	15	3
10. Implement teacher-directed or student-centered activities that result in student learning.	3.37	0	0	12	7
11. Successfully plan for individual student differences in the context of a whole class.	3.32	0	1	11	7
12. Open, develop, and close a lesson effectively.	3.47	0	0	10	9
13. Integrate technology into my lessons.	3.1	0	3	11	5
14. Successfully present content at a developmentally appropriate level.	Technical Difficulties: This item not administered for both years.				
15. Effectively use appropriate formal and informal assessment techniques.	3.26	1	0	11	7
16. Provide timely feedback to my students.	3.42	0	0	11	8
17. Produce evidence of student academic growth.	3.21	0	1	13	5
18. Employ effective teaching practices as modeled by faculty.	3.26	0	1	12	6
Instruction					

19. Relate examples, real-life situations, or current events to the content being taught.	3.48	0	0	10	9
20. Teach in one or more subject areas.	3.53	0	0	9	10
21. Communicate effectively with students.	3.52	0	0	9	10
22. Encourage participation from all students.	3.52	0	0	9	10
23. Monitor the ongoing performance of students.	3.42	0	0	11	8
Management					
24. Facilitate learning by organizing available space, materials, and equipment.	3.37	0	0	12	7
25. Maintain a positive learning environment.	3.52	0	1	7	11
26. Create a routine and manage transitions in a way that maximizes the time available for learning.	3.52	0	1	7	11
27. Manage and adjust my time to ensure that learning objectives are met.	3.31	0	1	11	7
28. Clearly communicate my expectations for appropriate behavior to my students.	3.37	0	0	12	7
29. Monitor and respond to appropriate student behavior in an effective way.	3.42	0	0	11	8
30. Monitor and respond to inappropriate student behavior in an effective way.	3.21	0	1	13	5

School Improvement

31. Encourage parents/caregivers to become active partners in their children's education and become involved in school/classroom activities.	3.26	0	2	10	7
32. Provide clear and timely information to parents/caregivers regarding classroom expectations, student progress, and ways they can assist learning.	3.21	0	0	15	4
33. Collaboratively and effectively work with colleagues.	3.58	0	0	8	11
34. Understand the importance of and plan for professional development.	3.37	0	1	10	8
Overall		poor			excellent
Overall, how would you rate the effectiveness of your teacher preparation program in preparing you to improve student learning?	Technical Difficulties: This item not administered.				

APPENDIX C

GRAMBLING STATE UNIVERSITY

2004-2005 POINTS FOR QUANTITY INDEX

BASELINE SCORE

A Baseline Score has been established for each individual teacher preparation program in Louisiana. The Baseline Score is the total number of regular and alternate program completers that completed teacher preparation programs between the dates of July 1, 2000 – June 30, 2001.

QUANTITY POINTS

A. 2003-2004 PROGRAM COMPLETERS

One-point is assigned to every regular and alternate program completer that completed teacher preparation programs between the dates of July 1, 2003 – June 30, 2004.

Program Completers Undergraduates	Program Completers Alternate Certification Courses with Internship/Student Teaching	Program Completers Alternate Certification Courses with 3 Years of Successful Teaching	Program Completers TOTAL
22	9	11	42

B. BONUS POINTS

In addition, one-half a point is assigned to every 2003-2004 regular and alternate program completer that met the criteria for each of the following teacher shortage areas.

Teacher Shortage Areas	Program Completers Undergraduates	Program Completers Alternate Certification Courses with Internship/ Student Teaching	Program Completers Alternate Certification Courses with 3 Years of Successful Teaching
MINORITIES	22	8	11
MATHEMATICS	2		

SCIENCE	General Science	1	1	
	Biology	1		1
	Chemistry		1	
	Physics		1	
	Earth Science			
	Environmental Science			
MIDDLE SCHOOL				
SPECIAL EDUCATION		2	2	6
MALE	Early Childhood			
	Elementary		1	1
HIGH NEED PARISHES – TEACHER PLACEMENT (Parishes: Assumption, East Feliciana, Madison, St. Helena, & Red River)				
Subtotals for Bonus Points		28	14	19
TOTAL BONUS POINTS		61/2 = 30.5		

TOTAL POINTS: 42 + 30.5 = 71.5