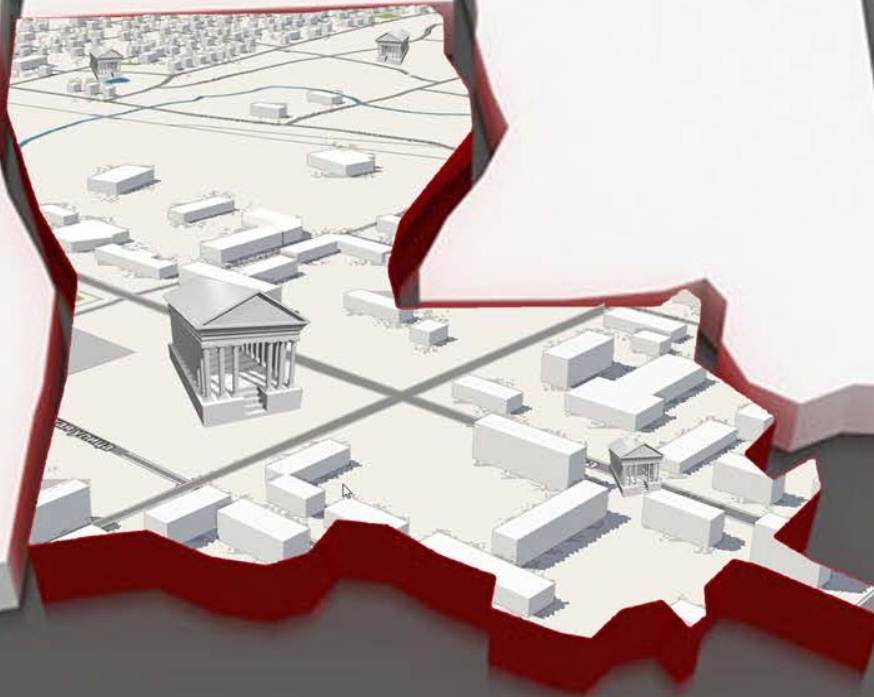




The Landscape of **Louisiana** Higher Education



LSU

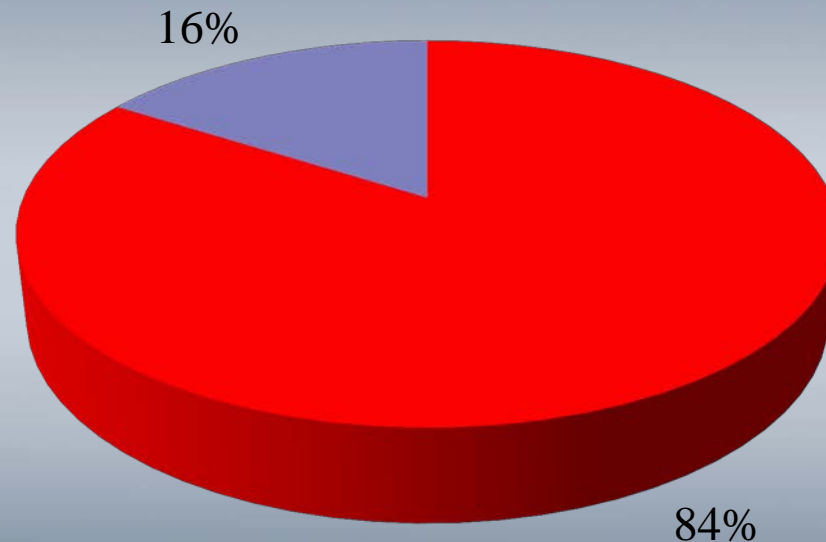


**UNIVERSITY OF
LOUISIANA**
SYSTEM

Feb. 2016

Louisiana Graduates for Louisiana Jobs

Louisiana's High-Demand Job Openings



■ Post-Secondary Credential or Some College Required

■ High School Diploma or Less

1.1 million Louisianians can not meet the basic requirements to apply for Louisiana's top jobs.

Source: Louisiana Workforce Commission Long-Term Occupational Forecast

Louisiana Topping The Wrong List

Leading the Nation in Higher Education Disinvestment



State support for higher education has been reduced

by nearly **44%** and nearly **20%**

considering all sources of funding, including mandated costs paid back to the state, and scholarships and fellowships.

State Funding for Higher Education has Decreased 44% Since FY 08-09

(Excludes LOSFA and Hospitals)

Fiscal Year	Total State Funds	Interagency Transfers (includes Wise Funds)	Self Generated Funds (includes tuition & fees)	Federal Funds	Total
FY 08-09	\$1,571,583,691	\$110,422,653	\$721,868,856	\$32,153,026	\$2,436,028,226
FY 15-16	\$887,827,220	\$37,120,096	\$1,326,573,254	\$30,707,151	\$2,282,227,721
Change	(\$683,756,471)	(\$73,302,557)	\$604,704,398	(\$1,445,875)	(\$153,800,505)

Source: Board of Regents

Budget Cuts = Increased Tuition & Fees

- **Since 08-09:**
 - Tuition and fees have increased approximately 99% while funding has been reduced (44% state / nearly 20% all sources).
 - Cost burdens for higher education has shifted from the state to students and families.

- **Tuition & Fees Increases
4-year institutions**

+\$3,646

- **Tuition & Fees Increases
2-year institutions**

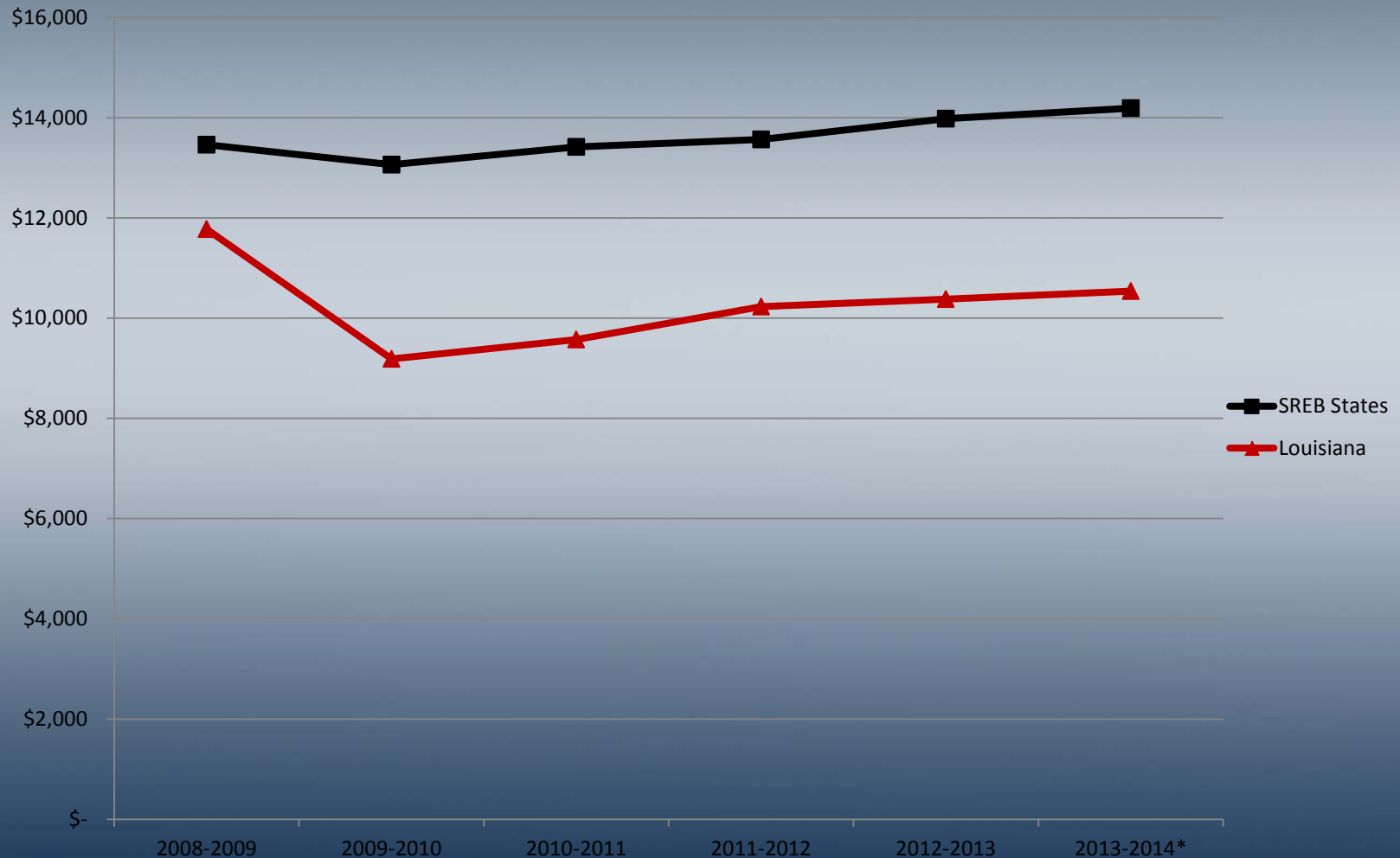
+\$1,821

*Based on annual average per full-time student

Source: Board of Regents Average Tuition and Fees Comparison

Funds for Operations Per Full-Time Equivalent Student Significantly Lower than SREB Average

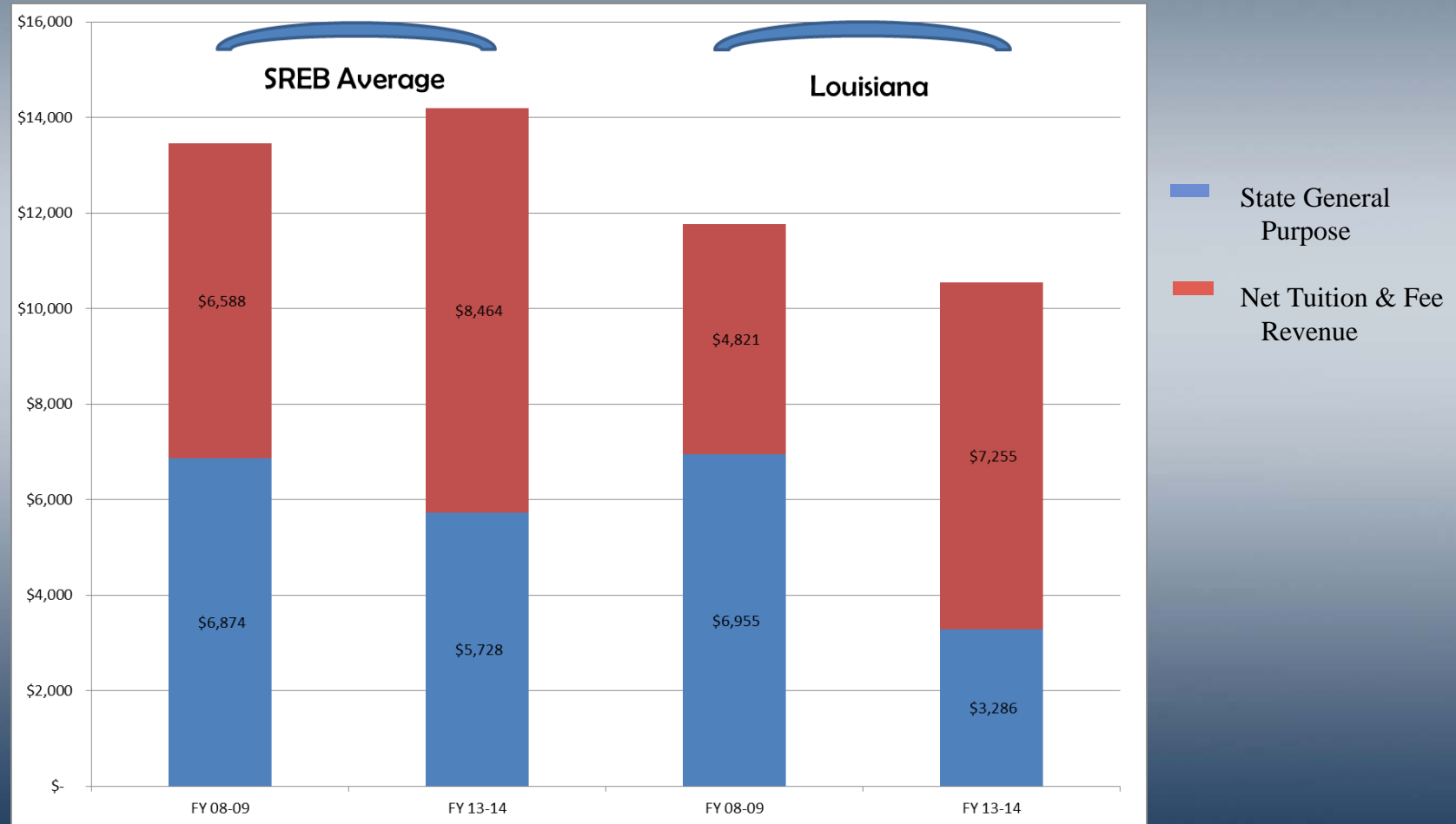
(All 4-Year Institutions)



Source: SREB Southern Regional Education Board

Funds for Operations Per Full-Time Equivalent Student

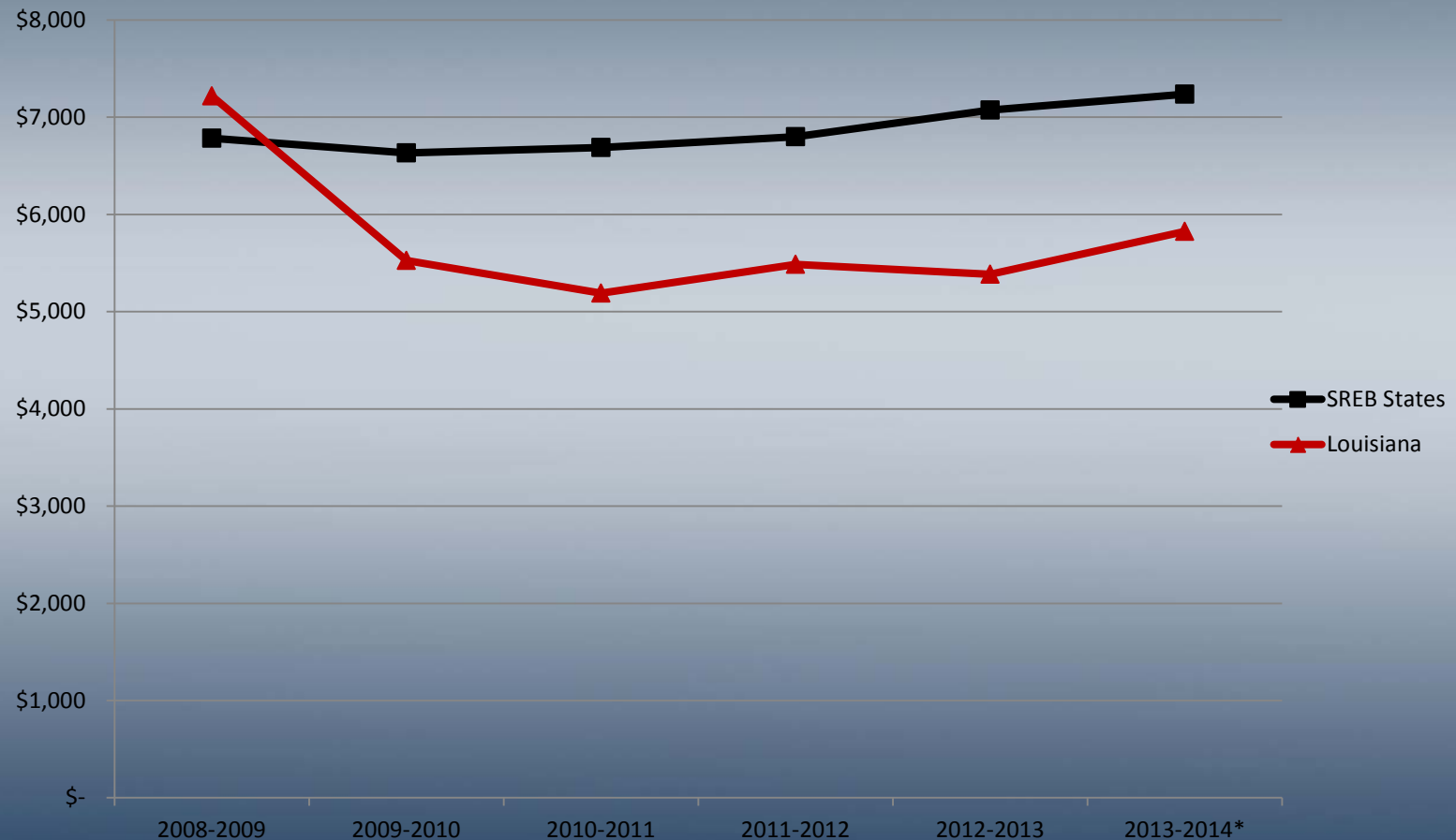
(All 4-Year Institutions)



Source: SREB Southern Regional Education Board

Funds for Operations Per Full-Time Equivalent Student Significantly Lower than SREB Average

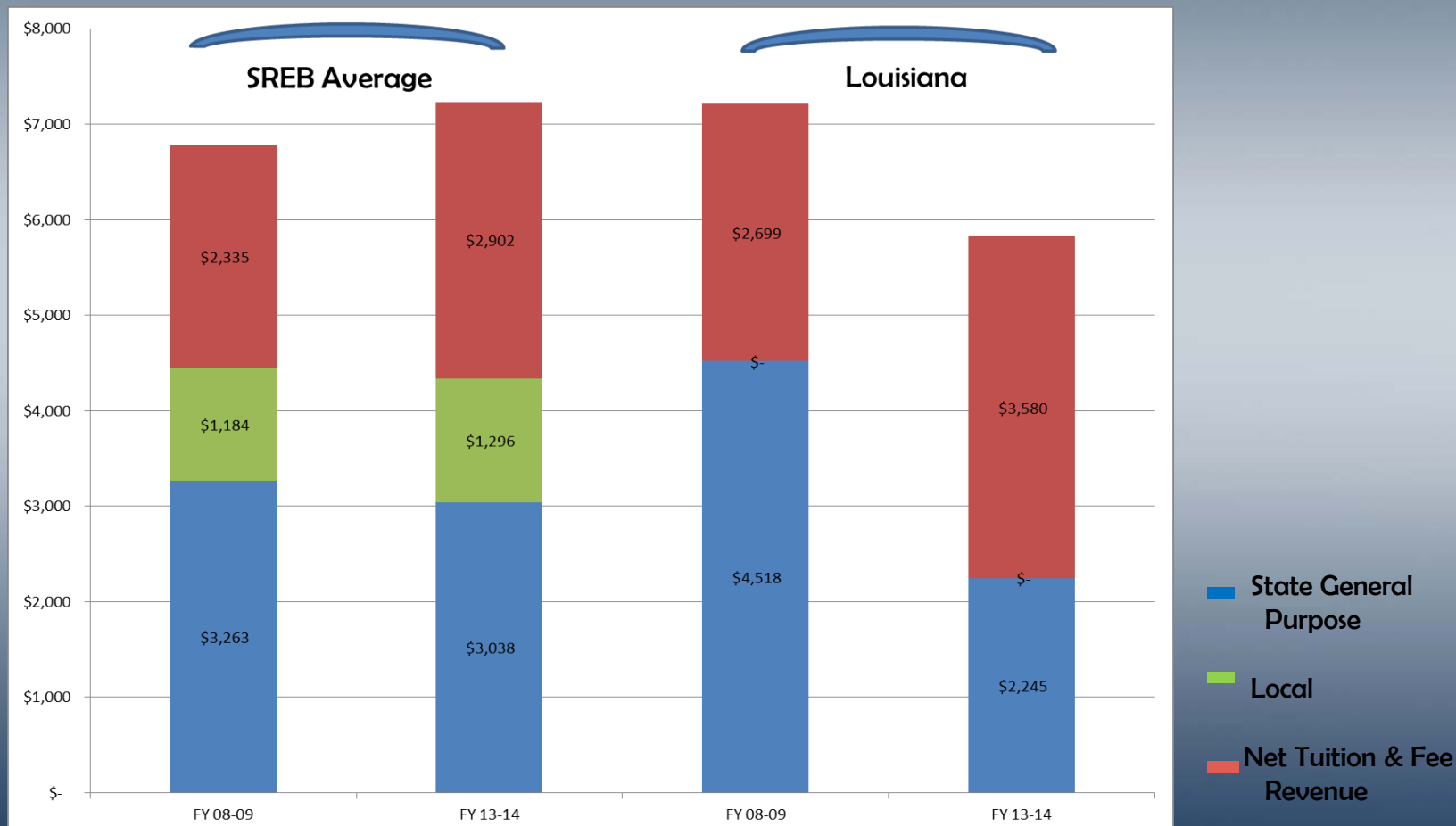
(All 2-Year Institutions)



Source: SREB Southern Regional Education Board

Funds for Operations Per Full-Time Equivalent Student

(All 2-Year Institutions)



Source: Source: SREB Southern Regional Education Board

HIGHER EDUCATION MANDATED COSTS EXCEED \$550M

63 cents of every dollar allocated to Higher Education now goes back to the state for mandated costs

	FY 2008-09	FY 2015-16	\$ Change	% Change
Office of Risk Management	\$53,307,971	\$51,380,489	(\$1,927,482)	-3.61%
Civil Service/CPTP	\$1,279,386	\$1,200,316	(\$79,070)	-6.18%
Legislative Auditor	\$3,986,205	\$6,134,442	\$2,148,237	53.89%
LASERS	\$61,583,411	\$66,037,417	\$4,454,006	7.23%
Teachers'	\$131,227,496	\$214,190,296	\$82,962,800	63.22%
Other Retirement	\$18,984,958	\$26,286,551	\$7,301,593	38.46%
Group Insurance – Active	\$115,175,382	\$109,044,869	(\$6,130,513)	-5.32%
Group Insurance - Retirees	\$58,449,018	\$80,678,685	\$22,229,667	38.03%
LCTCS (Other)	\$0	\$344,814	\$344,814	100%
EACMC – Retiree/ORM	\$0	\$3,424,035	\$3,424,035	100%
HPLMC – Retiree/ORM	\$0	\$2,203,769	\$2,203,759	100%
Total	\$443,993,827	\$560,925,673	\$116,931,846	26.35%

- Higher education is paying \$83 million annually in retirement costs for non-higher education employees.

Source: Board of Regents - Submitted by Systems

63¢ of every \$1 in state higher education funding goes to back to the state for mandated costs



*State support number includes LCTCS pass through and rapid response funds

Source: Board of Regents Average Tuition and Fees Comparison

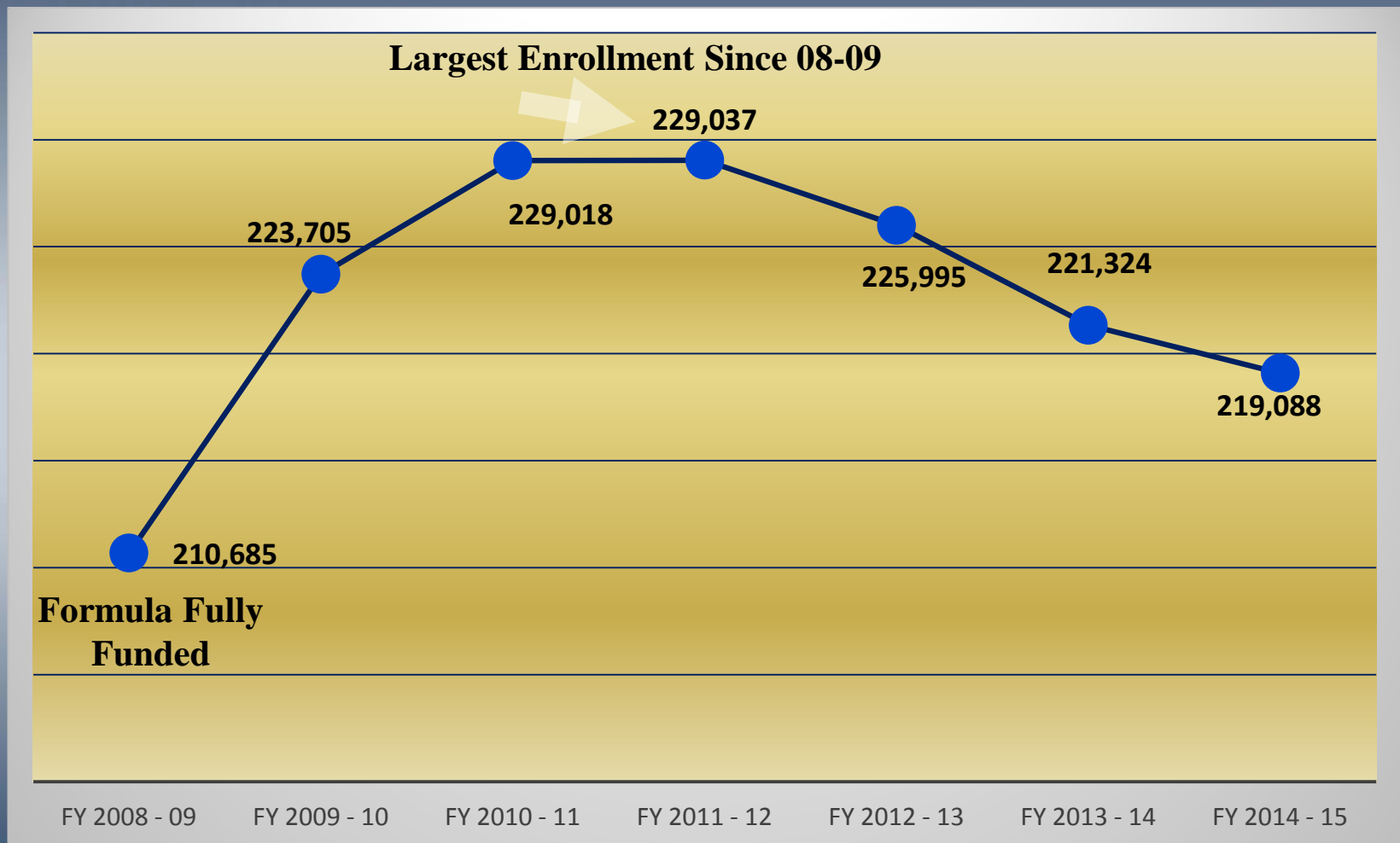
Deferred Maintenance

- Deferred maintenance costs for higher education exceeds \$1.5B dollars.
- Higher education funding to maintain its facilities has decreased 96% since 2008.



Source: Board of Regents

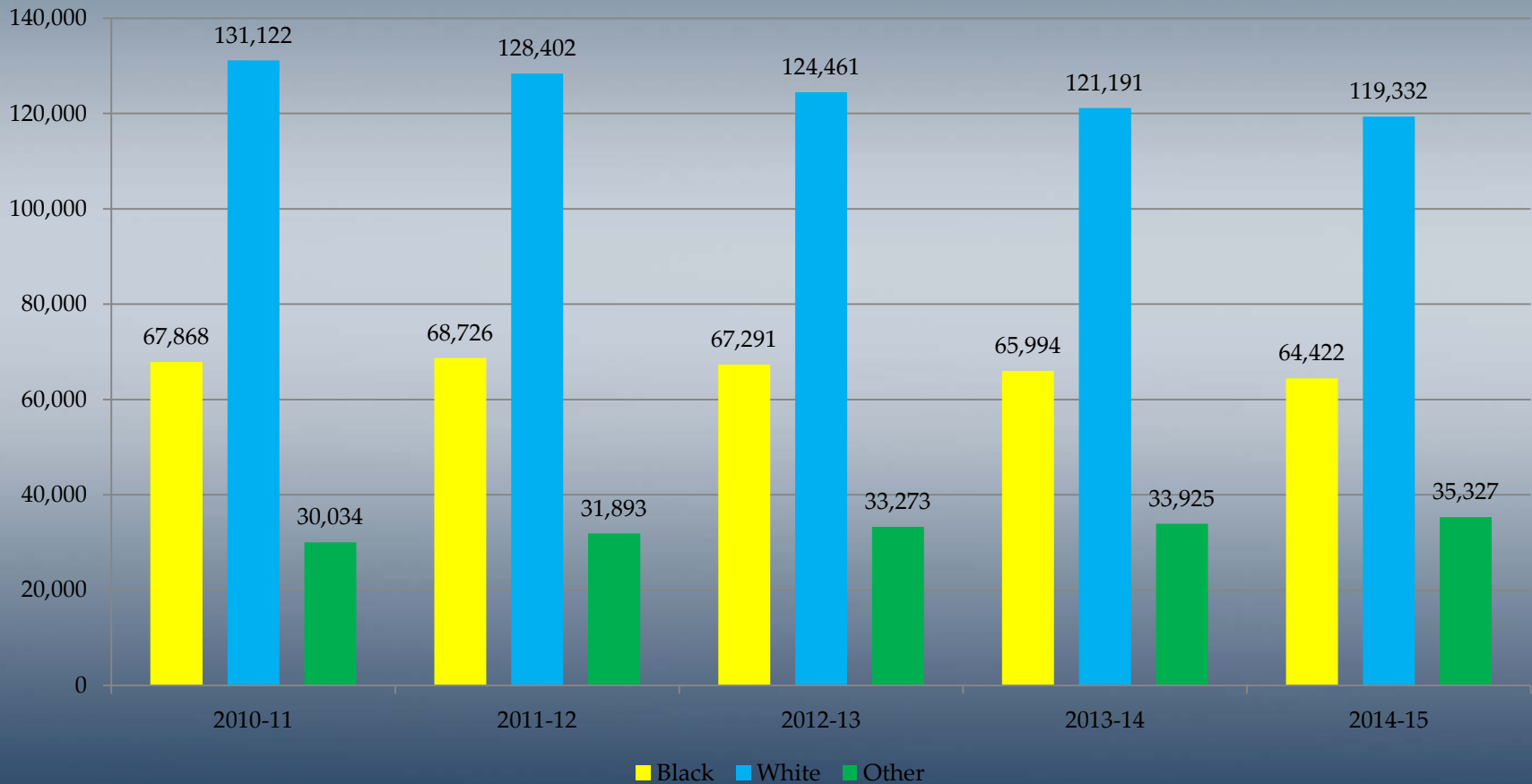
In 2015, Louisiana high school graduation rates reached an all time high ... but nearly 10,000 fewer students are enrolled in college than in 08 - 09



Total fall headcount enrollment
(Includes students enrolled at technical, two-year, four-year and specialized institutions)

Source: Board of Regents

Louisiana Higher Education Enrollment by Race/Ethnicity

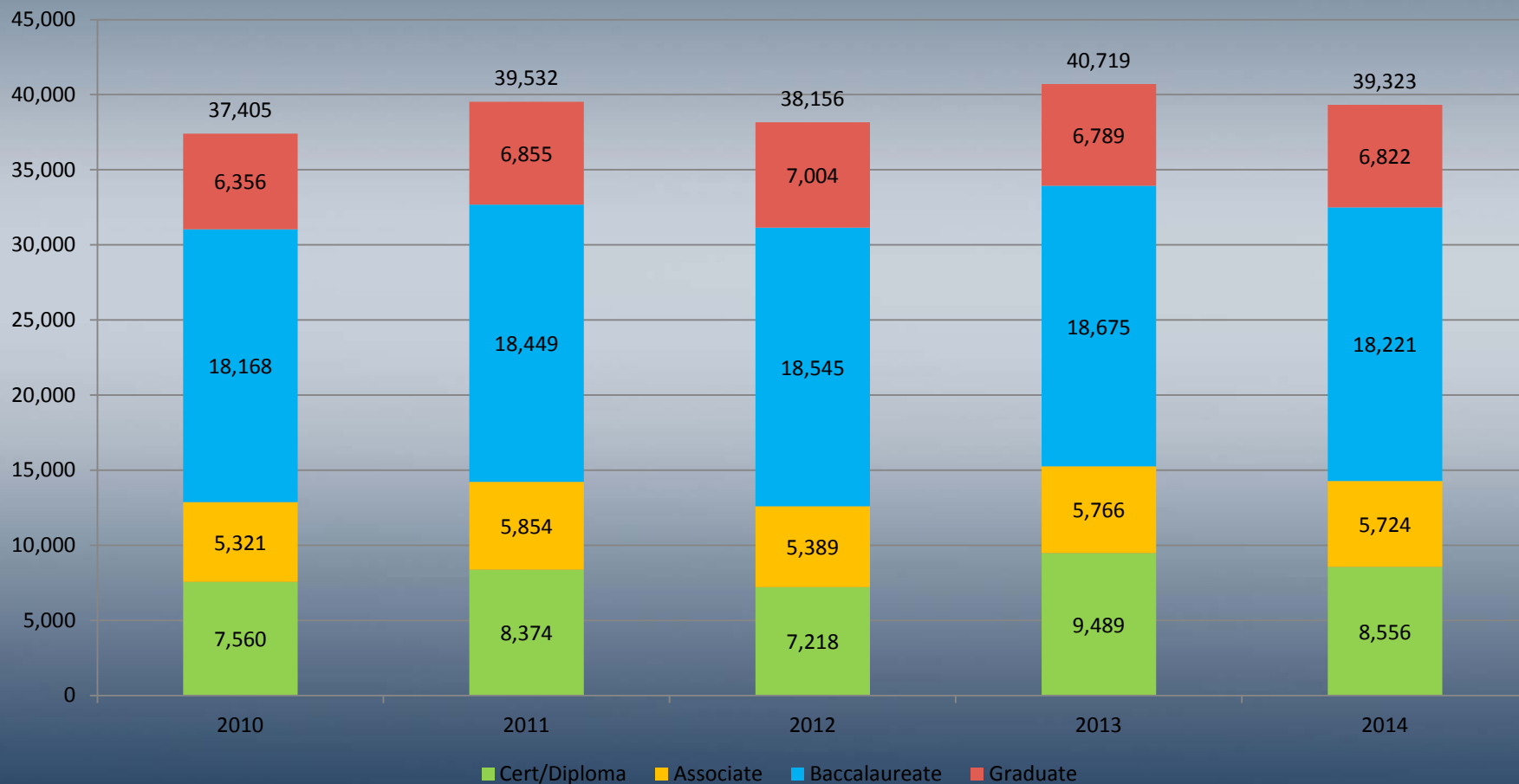


Undergraduate Enrollment by Age Group



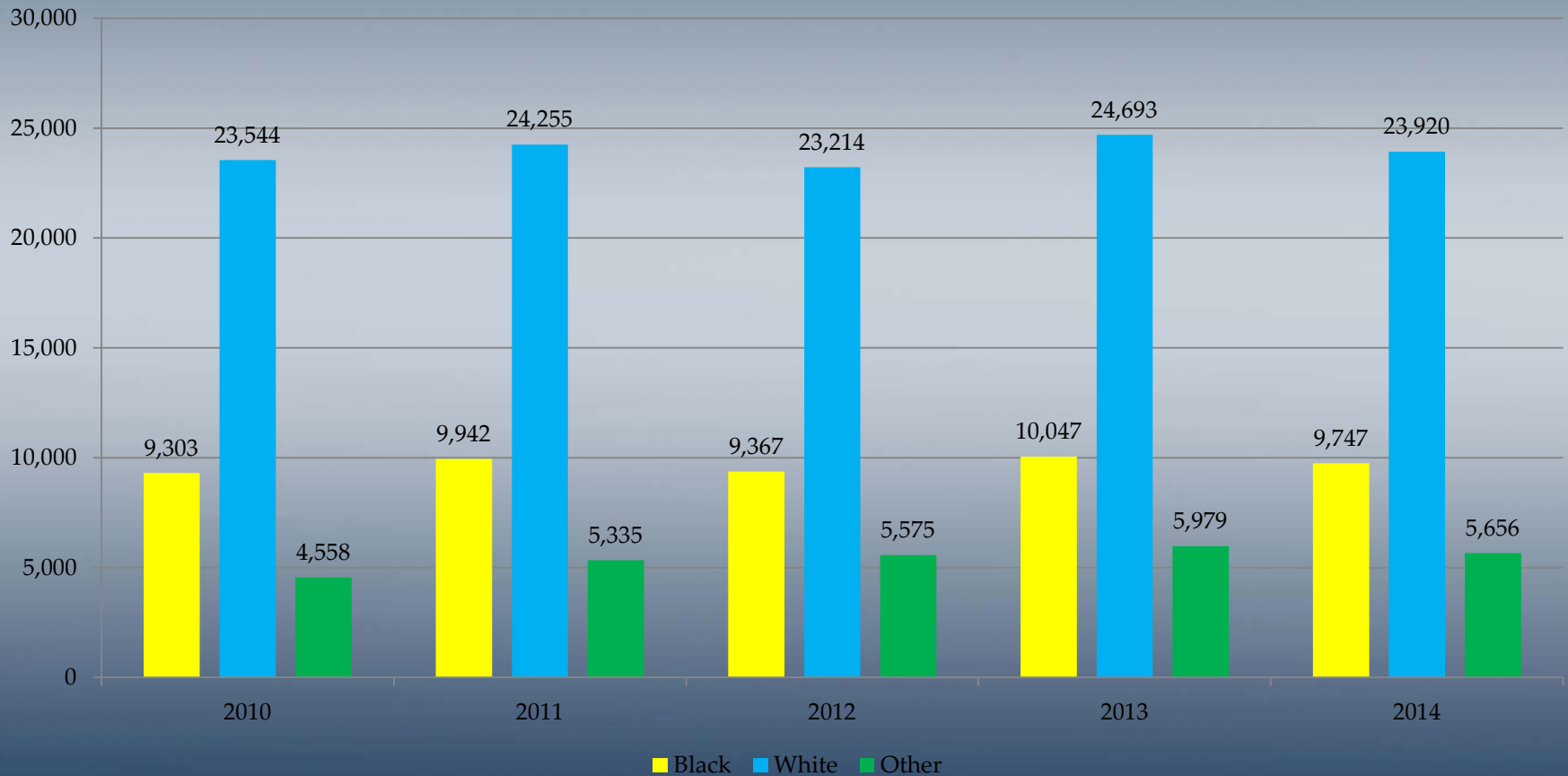
Source: Statewide Student Profile System - Data Submitted by institutions

Louisiana Higher Education Completer Data Trends

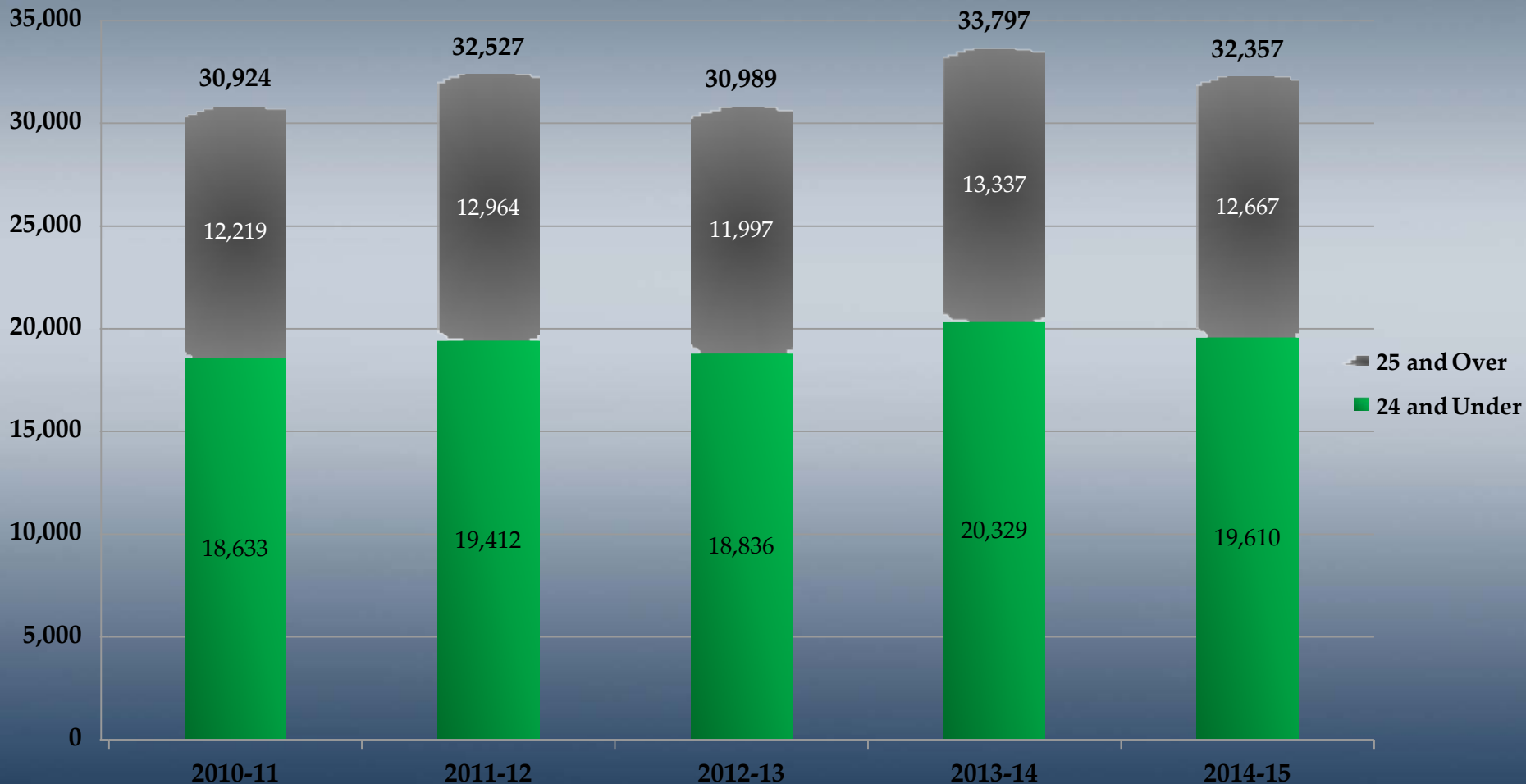


Source: Board of Regents Completer System

LA Higher Education Completers by Race/Ethnicity

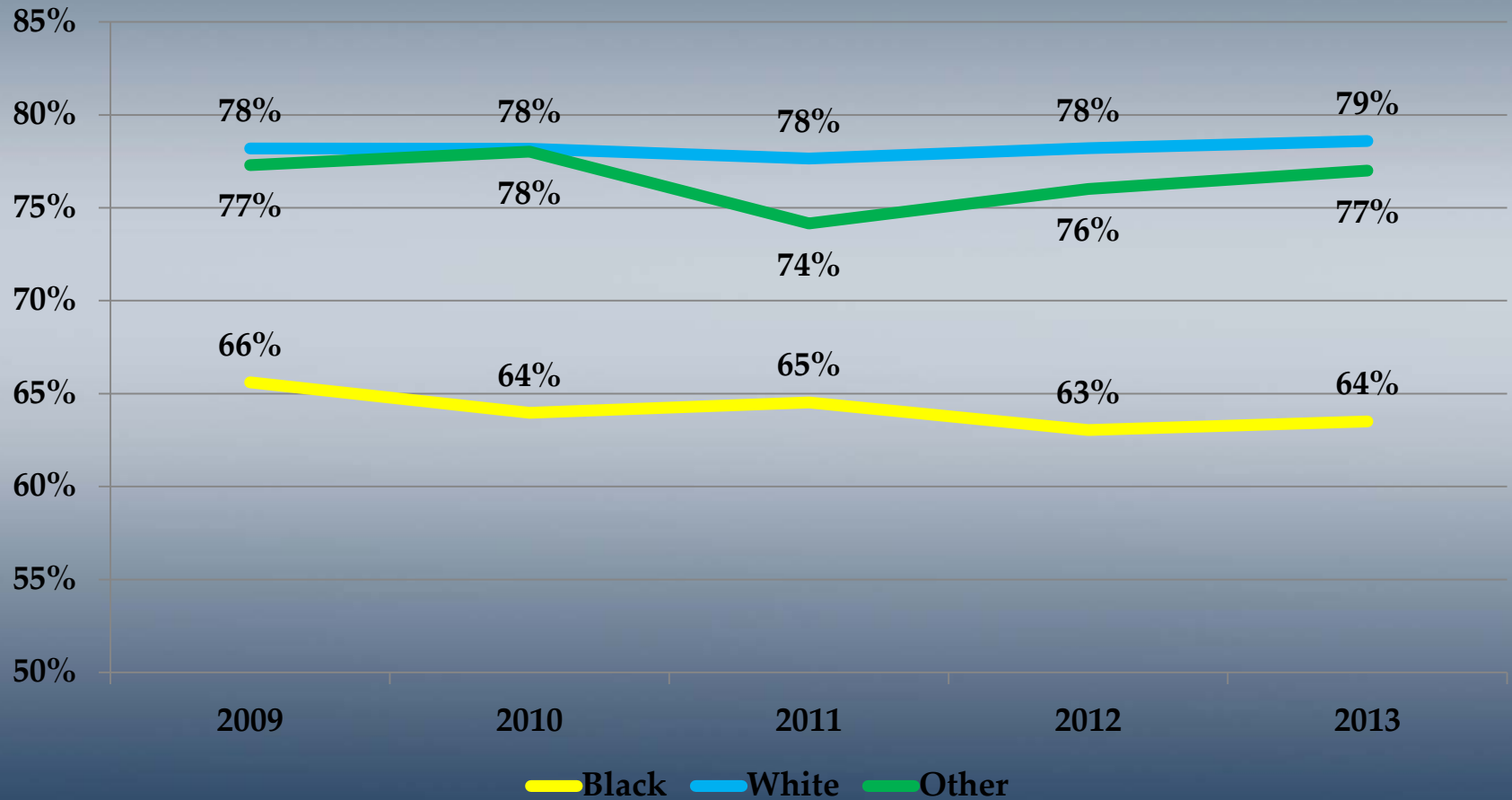


Undergraduate Completers by Age Group

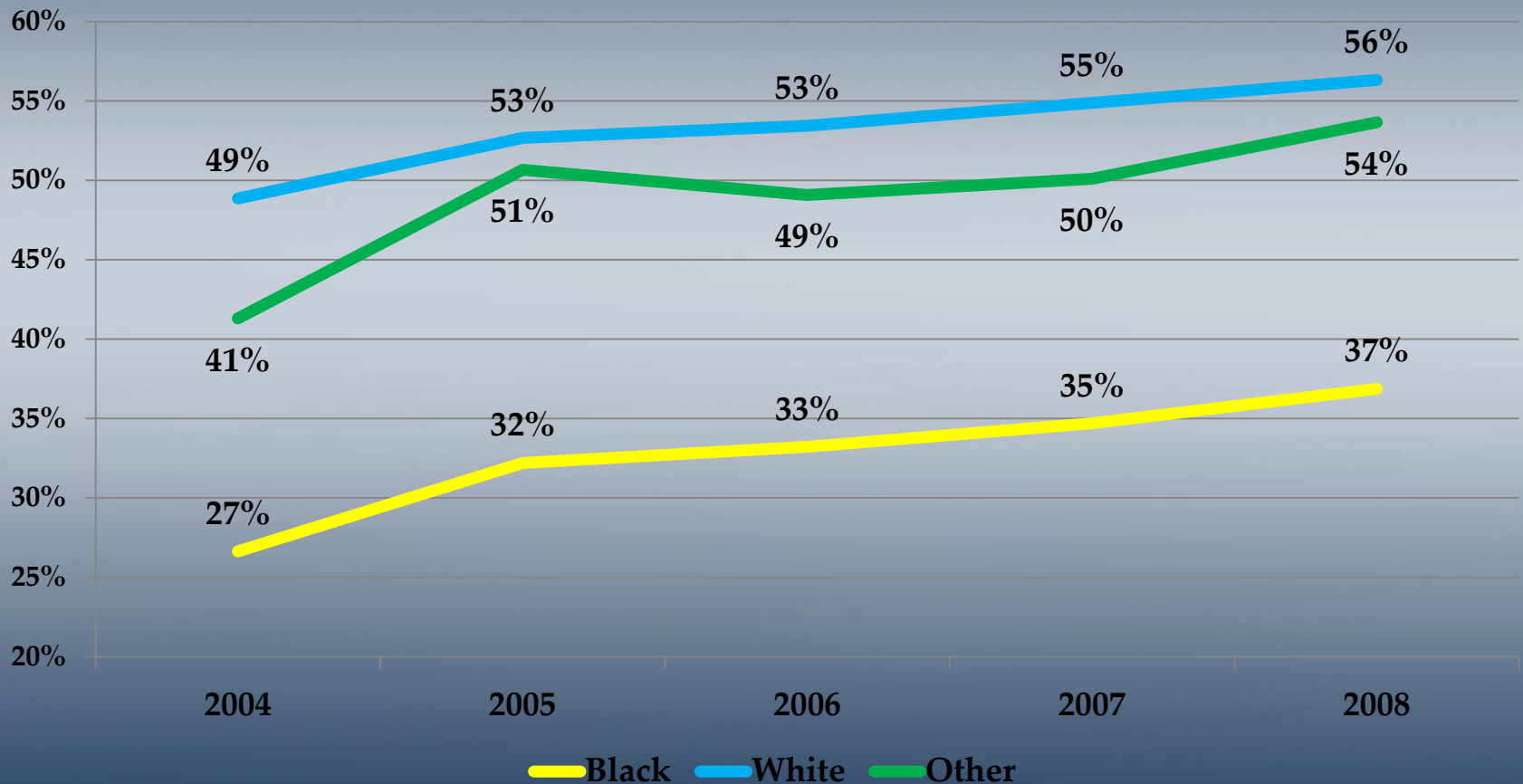


Source: Board of Regents Completer System

Fall-to-Fall Retention Rates by Race/Ethnicity

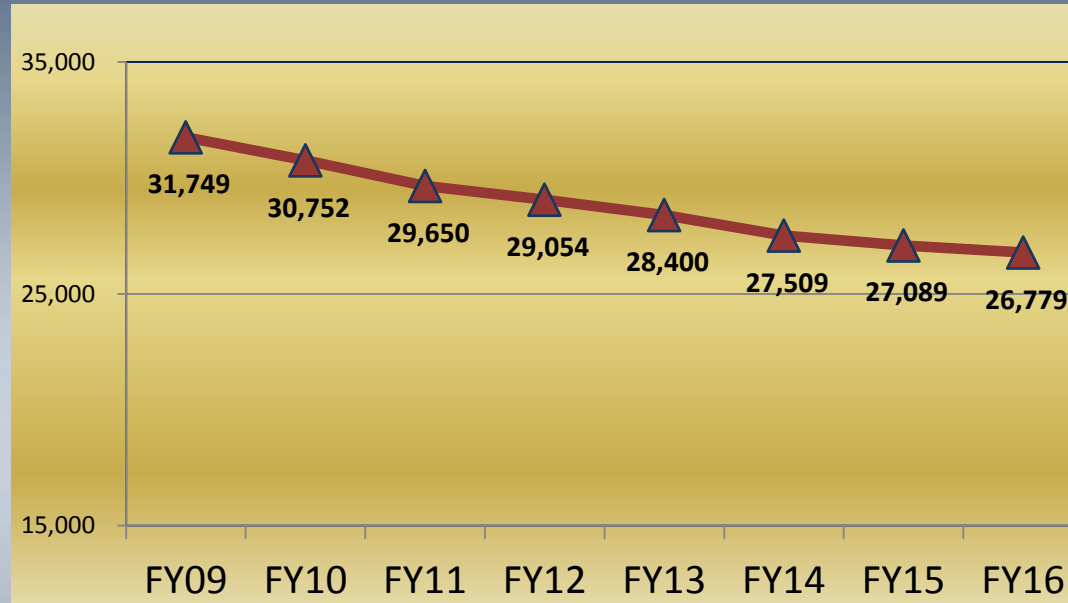


Statewide Baccalaureate Graduation Rate by Race/Ethnicity



What is Higher Ed doing to be more efficient?

Louisiana higher education has reduced nearly 5,000 full time employees (FTE) since FY09



5,000 fewer employees

- 1,197 fewer faculty members
- 621 fewer administrators
- 3,153 fewer staff members

Eliminated/Consolidated 582 Academic Programs (Jan/2008 and Dec/2015)

Increased Online Courses & Degrees by 44%

Source: Board of Regents

Louisiana Colleges and Universities Fuel Research and Innovation

U.S. / LOUISIANA R&D COMPARISONS

SOURCE	LA	U.S.
Federal	\$320 million (21%)	\$53 billion (12%)
Industry	\$459 million (30%)	\$294 billion (69%)
Universities and Colleges	\$729 million (48%)	\$62 billion (15%)
Nonprofits	\$7 million (0.5%)	\$6 billion (2%)
State, other governments	\$7 million (0.5%)	n/a
TOTAL	\$1.5 billion	\$428 billion

Why is Louisiana Public Higher Education Important?

Program Completers That Lead to 4 & 5
Star Rated Jobs (Academic Year 2014-15)

75% of the Dentists
in LA graduated
from LSU.

70% of the doc's
have completed their
training (residency
and/or medical
school) at LSU.

Discipline Category	Associate Degree or Below	Baccalaureate or above	Completers from Louisiana
Science, Technology, Engineering, and Math (STEM)	2,193	4,661	79%
Health	2,346	3,798	90%
Business and Communication	978	4,427	84%
Trades	2,570	1,159	93%
Education	2	2,707	90%
Social and Behavioral Sciences and Human Services		2,498	85%
Arts and Humanities	189	1,483	85%
Grand Total	8,278	20,733	86%



Source: Board of Regents Completer System, Louisiana Workforce Commission and Louisiana Economic Development Star Rating System

Louisiana Higher Education Efficiency Among Nation's Best



*Louisiana Ranks **16th**
Nationally in Efficiencies
according to the US Chamber of Commerce*

**Louisiana Ranks 4th of 16
SREB States in Efficiencies**



Source: US Chamber of Commerce

Transfer/Articulation Opportunities

There were 3,665 Louisiana Transfer majors in Fall/2014, a 20% increase (+606) over the number of majors in Fall/2013.

Louisiana Transfer Degree Majors & Graduates, 2014 - 15

	-- AALT --		-- ASLT --	
	Majors Fall/2014	Graduates 2014-15	Majors Fall/2014	Graduates 2014-15
Baton Rouge CC	592	32	417	6
Bossier Parish CC	109	8	73	1
Delgado CC	242	25	311	30
Fletcher TCC	101	0	0	0
LSU Eunice	75	25	27	9
LA Delta CC	52	7	145	4
Nunez CC	72	6	95	13
River Parishes CC	80	14	155	8
South LA CC	120	7	172	3
SU in Shreveport	659	1	78	0
Total	2,192	125	1,473	74

Source: Board of Regents Fact Book 2013 -14

Where are We Now...



Race to the Bottom

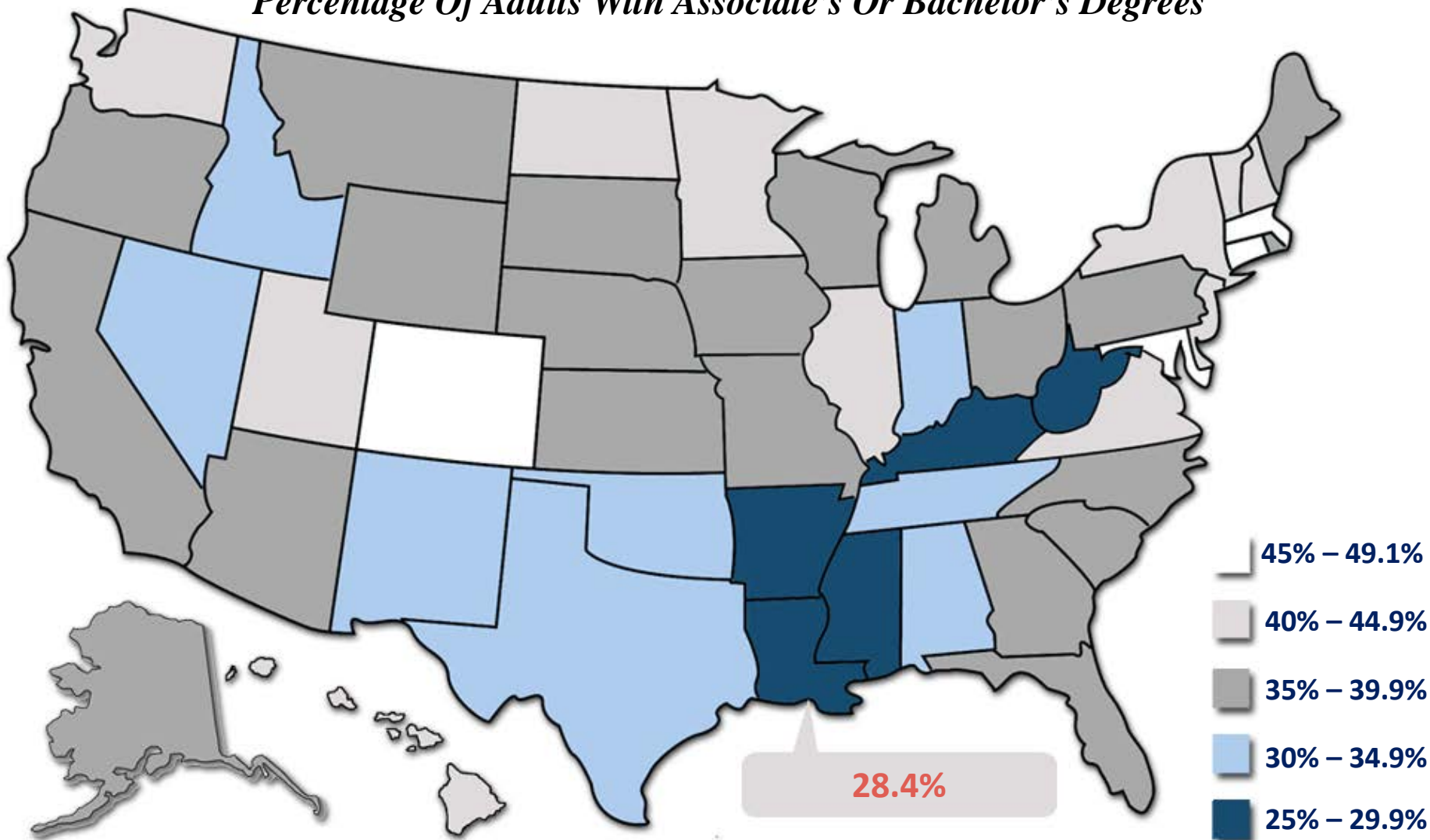
Louisiana ranks 48th in total educational revenue per full-time student



Figures in dollars
Source: SHEEO State Higher Education Finance FY 2014

Louisiana Ranks 48th Nationally In Educational Attainment

Percentage Of Adults With Associate's Or Bachelor's Degrees



Source: US Census Bureau

Louisiana Lagging Behind

48th in Funding per Student and 48th in
Educational Attainment (25 & above)

STATE RANKINGS FOR LOUISIANA



In total funding per student in
four-year institutions nationally.



In adults with
Associate degrees or greater nationally

Louisiana students are more likely to attend college close to home!



89%

of all Louisiana
students enrolled in
college attend locally

Source: Board of Regents

Higher Education & K-12

- The number of high school students enrolled in postsecondary courses has increased:

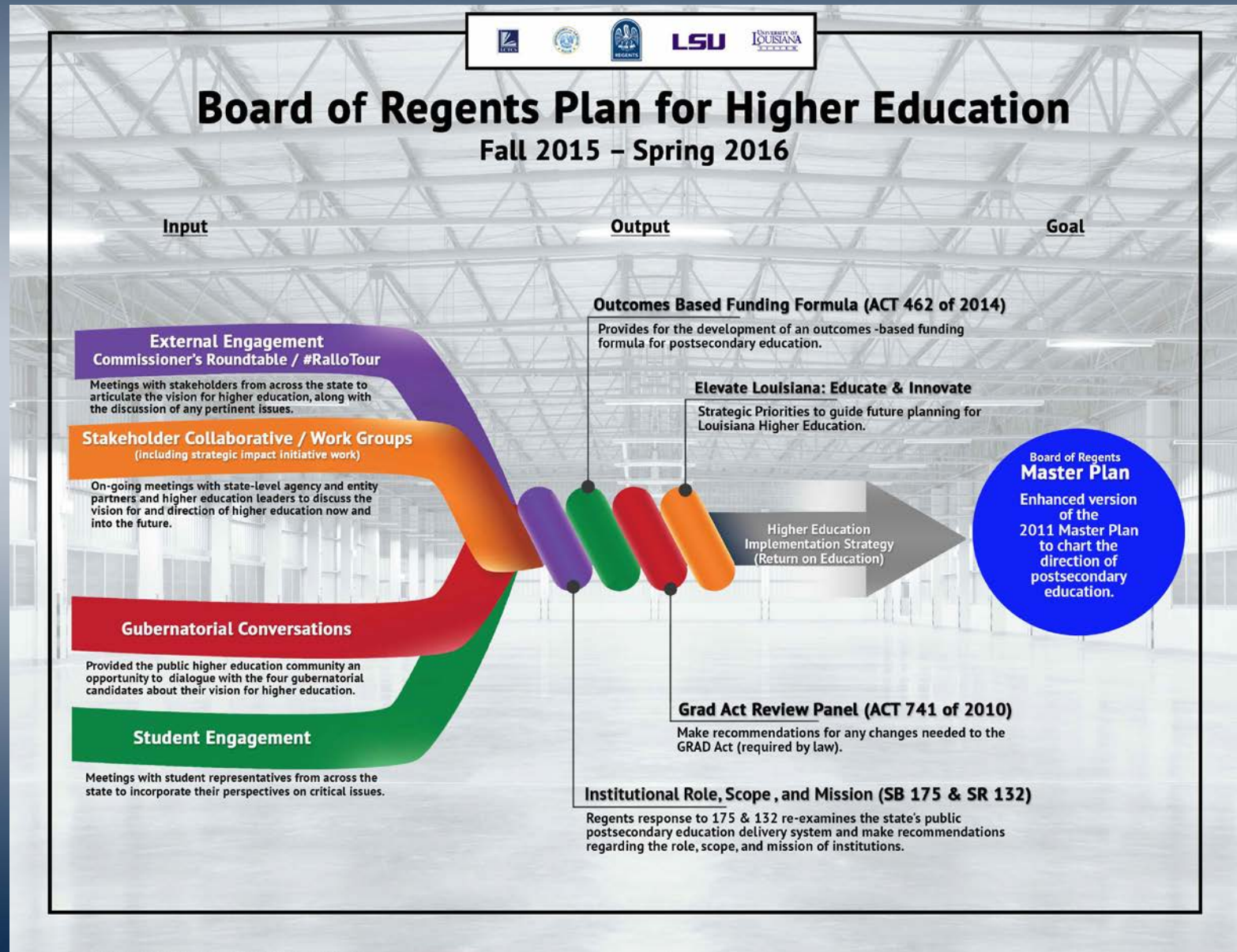
Fall 2010 - 18,551

Fall 2013 - 20,454

Fall 2014 – 22,875



Action Plan for Higher Education



The Future of Louisiana Higher Education



BOARD of REGENTS
STATE OF LOUISIANA

Elevate Louisiana! Educate & Innovate

Louisiana's goals for higher education



Educate

**“Educate through Higher Education
to Improve Lives and Create a Strong Workforce.”**

Enable Louisiana's working age population to participate in and complete a degree/credential program to improve their lives and deliver the workforce needed to support the state's economic expansion.



Innovate

**“Innovate to Build
Louisiana's
Economy.”**

Invest strategically in research that supports innovation and economic development.

The Path Forward...

Our Focus...

Increase Educational Attainment

Ensure Affordability

Maximize Accountability

Our Priorities...

Significant and Sustainable State Funding

Increase Need-based Student Aid

Invest in State Capital Outlay

ELEVATE LOUISIANA



Stronger
Student
Support

Fill
Workforce
Gaps

Increase
Enrollment

Produce
More
Graduates

DISINVESTMENT/ BUDGET CUTS



Mergers /
Financial Exigency
Possible Closures

Faculty &
Staff Cuts

Institutional Accreditation
& Funding

Reduce number of courses
= longer time to graduation

Insufficient production
of qualified graduates
to meet workforce demands

Decreased spending
in local communities
across the state